

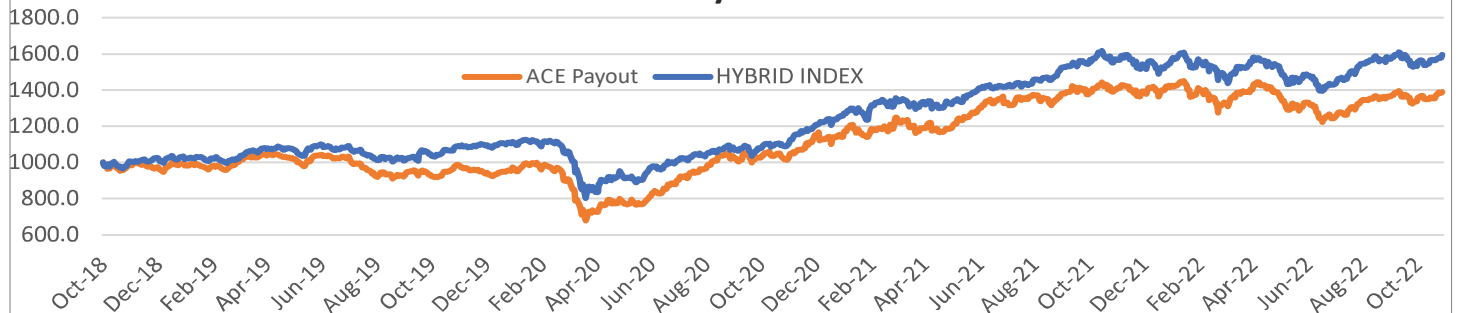
## ACE Payout

Strategy Inception Date: 08-Oct-2018  
Benchmark : Hybrid Index

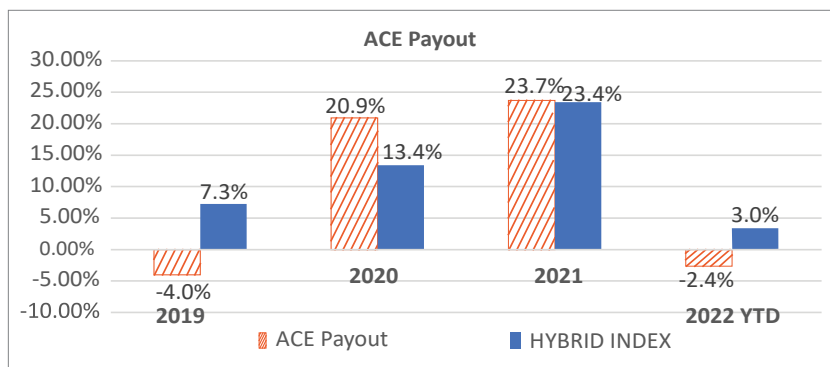
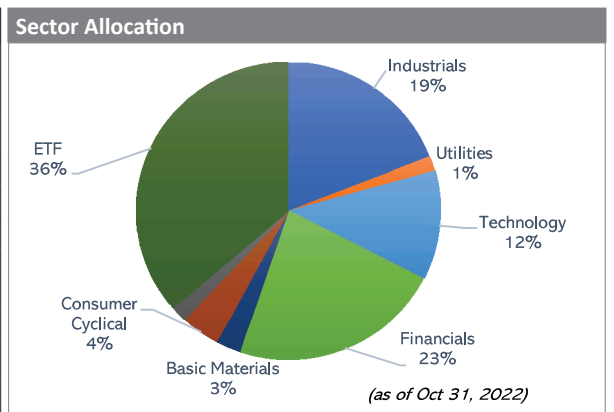
| TR Performance<br>(as of Oct 31, 2022) | Last<br>1 Yr | Last<br>2 Yr | Last<br>3 Yr | Since Inception*<br>Annualized | Since Inception*<br>Cumulative |
|--|--------------|--------------|--------------|--------------------------------|--------------------------------|
| Portfolio                              | 0.0%         | 16.9%        | 12.3%        | 8.4%                           | 39.1%                          |
| Benchmark                              | 2.6%         | 20.9%        | 13.6%        | 12.1%                          | 59.3%                          |

\*HYBRID INDEX includes Nifty 500 (75%) and Quantum Liquid Fund (25%) rebalanced annually

## ACE Payout



| Parameter                                  | Ratios             | Portfolio | Benchmark |
|--|--------------------|-----------|-----------|
| Valuations<br>(as of Oct 31, 2022)         | P/E                | 9.0       | 25.8      |
|  | P/BV               | 1.3       | 3.5       |
|  | EV/EBITDA          | 7.1       | 15.9      |
|  | Dividend Yield     | 4.8%      | 1.5%      |
| Fundamentals<br>(as of Oct 31, 2022)       | RoE (%)            | 14.6%     | 14.0%     |
|  | ROCE (%)           | 15.2%     | 14.3%     |
|  | Sales to Asset     | 0.5       | 0.8       |
|  | Net Debt to Equity | 0.6       | 0.6       |
| Performance Ratios<br>(as of Oct 31, 2022) | Beta               | 0.89      | 1.00      |
|  | Std. Dev           | 13.5%     | 12.7%     |
|  | Sharpe Ratio       | 0.18      | 0.48      |



| Top 5 Holdings                      | In %  |
|-------------------------------------|-------|
| POWERGRID INFRASTR INVEST TRUST UNT | 13.3% |
| NIPPONETFNIFTY 1D RT LIQ BEES       | 11.0% |
| BHARAT BOND ETF-APRIL 2025-GTH      | 4.3%  |
| MOTILAL OSWAL NASDAQ 100 ETF        | 4.0%  |
| COCHIN SHIPYARD LIMITED             | 3.7%  |

### Disclaimer :

Past performance is not indicative of future performance and future results. Above portfolio performances are post fees and TWRR (Performance computed on pooled portfolio). The recommendations made by ACMIIL could be those that are based on its own research. Individual returns of Clients for a particular portfolio may vary significantly from the performance of the other portfolios. No claims may be made or entertained for any variances between the performance depictions and individual portfolio performance.

Investments in securities market are subject to market risk, read all the related documents carefully before investing.

\* Performance up to 1 Year is absolute and above 1 Year is CAGR.

Registration Nos - BSE / NSE Single Regn No. : INZ000186336 | Merchant Banking: INM000010973  
| DP Reg: IN-DP-CDSL-28-99 | DP ID-CDSL 12013200 | Research Analyst: INH000002483 | PMS: INP000005801

Contact:  
022-28583759  
Email : pms@acm.co.in

Contact US - Nucleus House, Saki-Vihar Road, Andheri (E), Mumbai 400 072. Maharashtra. India. Telephone : 022-2858 3759