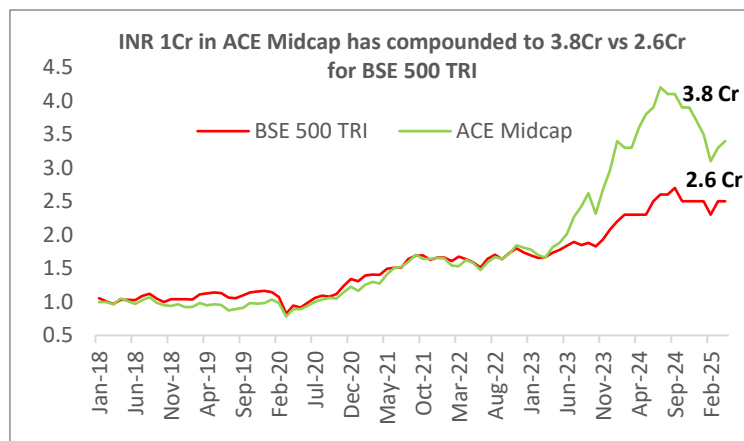


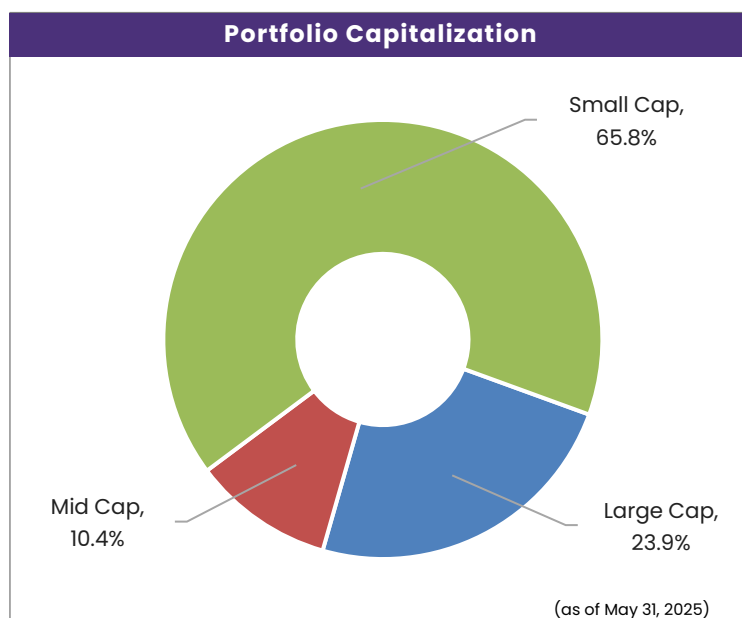
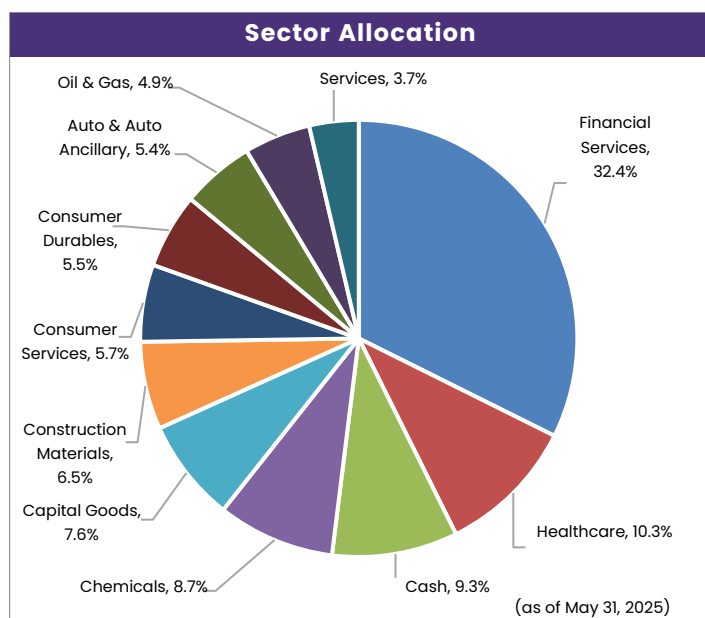
ACE Midcap Factsheet - May 2025

Strategy Inception Date: 29-Dec-2017

Financial year	ACE Midcap	Nifty50 TRI	BSE 500 TRI	Alpha over BSE500 TRI
FY2021	66.6%	70.9%	78.6%	-12.0%
FY2022	18.0%	18.9%	22.3%	-4.3%
FY2023	8.3%	-0.6%	-0.9%	9.2%
FY2024	95.6%	28.6%	40.2%	55.4%
FY2025	1.9%	6.7%	6.0%	-4.1%
FY2026TD	13.6%	5.5%	6.9%	6.7%



TWRR Performance (as of May 31, 2025)	1 M	3 M	6 M	1 Yr	3 Yr	5 Yr	Since Inception
Ace Midcap	9.5%	21.1%	-2.8%	-1.0%	33.5%	33.4%	19.5%
Nifty50 TRI	1.9%	12.1%	3.1%	11.1%	15.6%	22.3%	
BSE500 TRI	3.5%	14.6%	0.6%	8.5%	18.2%	25.1%	



Top 5 Holdings	%
PNB Housing Finance Ltd	7.4%
IIFL Finance Ltd	7.1%
Jubilant Pharmova Ltd	6.5%
Ambuja Cements Ltd	6.5%
Piramal Enterprises Ltd	5.8%

Parameter	Portfolio	BSE 500 TRI
Standard Deviation	20.4%	17.4%
P/E	25.7	25.0
Beta	0.94	1.00
Sharpe	0.64	0.41

Standard Deviation, Beta, Sharpe based on since inception values.
P/E based on TTM Values.

Disclaimer : Portfolio benchmark is Nifty50 TRI, BSE500 TRI returns have been used for representation purpose only. All values are as of May 31 2025. Performance and risk metrics provided are based on equity holdings only. Top 5 Holdings is calculated after excluding the assets i.e.(liquidbees) held under systematic investment plans. All returns reported are TWRR and returns over 1 year are reported on an annualized basis. This document is provided for informational purposes and does not constitute an offer to sell or solicitation of an offer to buy securities or other instruments and may include information from third party sources which has not been independently verified. Any information contained in this document shall not be deemed to constitute as advice, an offer to sell/purchase or as an invitation or solicitation to do so. Past performance is not indicative of future returns. Investment markets and conditions can change rapidly. Asit C Mehta provides services strictly in accordance with the SEBI (Portfolio Managers) Regulations, 2020. Performance data of Portfolio Manager and that of Investment Approach provided hereunder is not verified by SEBI. Information contained herein is based on our assumptions and can be changed without prior intimation. It is not and may not be relied upon in any manner as legal, tax or investment advice. Please consult your advisors prior to taking any decision on the basis of this information. Investment in securities is risky and there is no assurance of returns or preservation of capital. Neither the firm, nor its directors, employees, agents or representatives shall be liable for any damages whether direct or indirect, incidental, special or consequential including lost capital, lost revenue or lost profits that may arise from or in connection with the use of this information. Recipients of this information should exercise due care and caution and if necessary, obtain the advice of other professionals prior to taking any decision on the basis of this information. This document is not for public distribution and has been furnished to you solely for your information. No part of this material may be copied, duplicated, or redistributed without prior written permission of Asit C Mehta.

Investments in securities market are subject to market risk, read all the related documents carefully before investing.

Registration Nos : BSE / NSE Single Regn No. : INZ000186336 | Merchant Banking: INM000010973 | DP Reg: IN-DP-CDSL-28-99 | DP ID-CDSL 12013200 |

Research Analyst: INH000002483 | PMS: INP000005801

For any queries, reach us at:

☎ **Contact : 022-28583759** ✉ **Email : pms@acm.co.in**