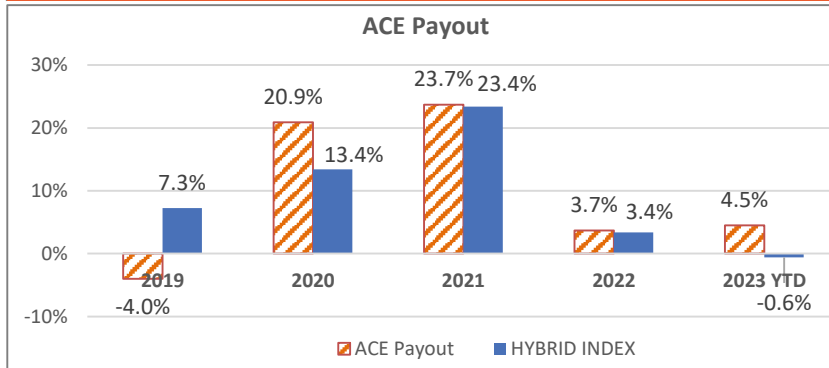


ACE Payout

Strategy Inception Date: 04-Oct-2018
Benchmark : Hybrid Index

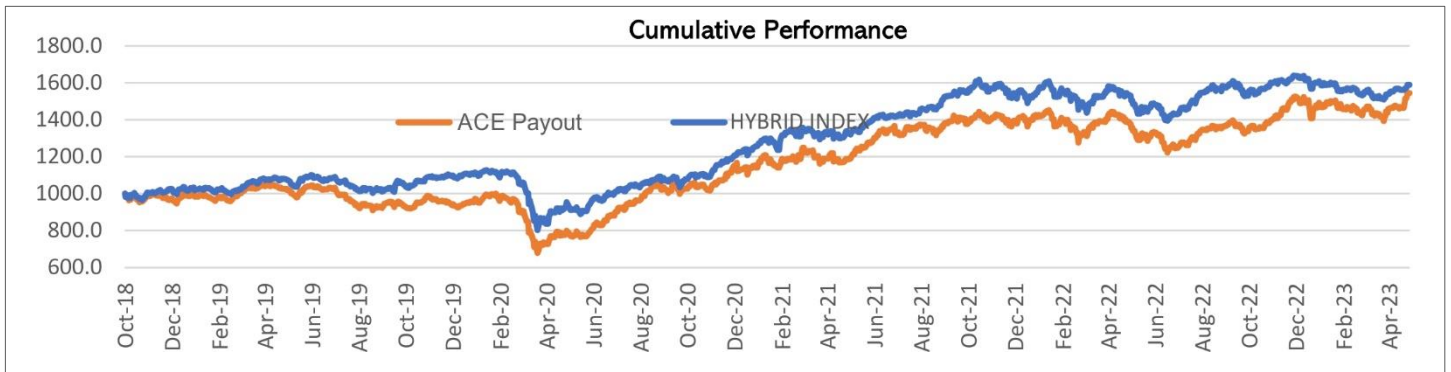


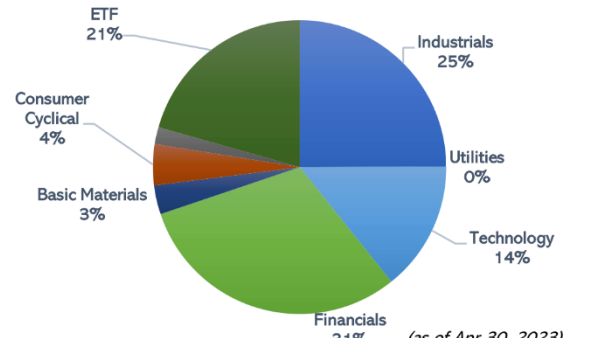
Top 5 Holdings

Top 5 Holdings	In %
POWERGRID INFRASTR INVEST TRUST UNT	9.5%
RAIL VIKAS NIGAM LIMITED	6.8%
MOTILAL OSWAL NASDAQ 100 ETF	5.0%
IRCON INTERNATIONAL LTD	4.0%
INDIAN RAILWAY FINANCE CORPORATION LIMITED	3.4%

TWRR Performance (as of Apr 30, 2023)	Last 1 Yr	Last 2 Yr	Last 3 Yr	Since Inception* Annualized	Since Inception* Cumulative
Portfolio	11.3%	14.1%	24.6%	10.0%	54.4%
Benchmark	3.6%	9.5%	18.6%	10.7%	59.0%

*HYBRID INDEX includes Nifty 500 (75%) and Quantum Liquid Fund (25%) rebalanced annually



Parameter	Ratios	Portfolio	Benchmark	Sector Allocation
Valuations (as of Apr 30, 2023)	P/E	10.8	23.5	 <p>ETF 21% Industrials 25% Utilities 0% Technology 14% Financials 31% Basic Materials 3% Consumer Cyclical 4%</p>
	P/BV	1.5	3.3	
	EV/EBITDA	6.9	14.6	
	Dividend Yield	4.0%	1.6%	
Fundamentals (as of Apr 30, 2023)	RoE (%)	14.0%	14.1%	
	ROCE (%)	17.3%	14.2%	
	Sales to Asset	0.8	0.8	
	Net Debt to Equity	-0.2	0.6	
Performance Ratios (as of Apr 30, 2023)	Beta	0.91	1.00	
	Std. Dev	13.3%	12.1%	
	Sharpe Ratio	0.30	0.39	

Disclaimer : Past performance is not indicative of future performance and future results. Above portfolio performances are post fees and TWRR Performance computed on pooled portfolio).here commendations made by ACMIIL could be those that are based on its ownre search.Individual returns of Clients for a particular portfolio may vary significantly from the performance of the other portfolios. No claims may be made orentertained for any variances between the performance depictions and individual portfolio performance.

Investments in securities market are subject to market risk, read all the related documents carefully before investing.

* Performance up to 1 Year is absolute and above 1 Year is CAGR.