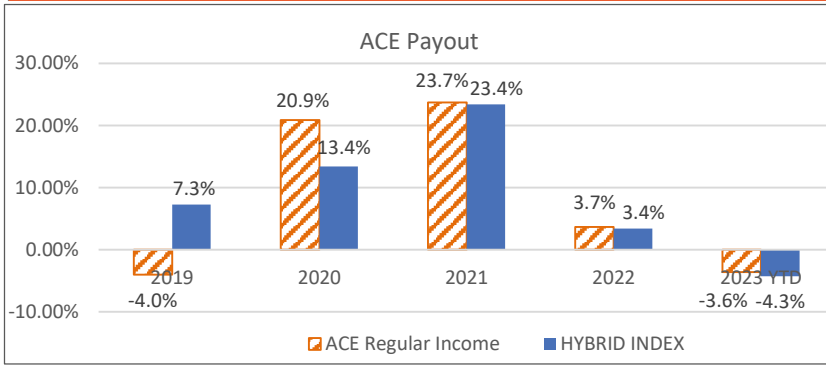


ACE Payout

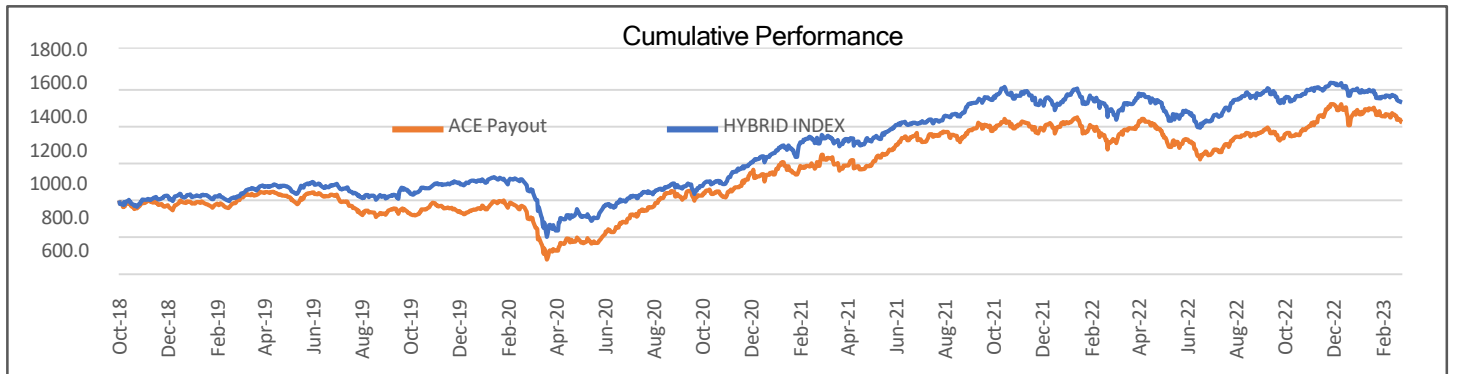
Strategy Inception Date: 04-Oct-2018
Benchmark : Hybrid Index

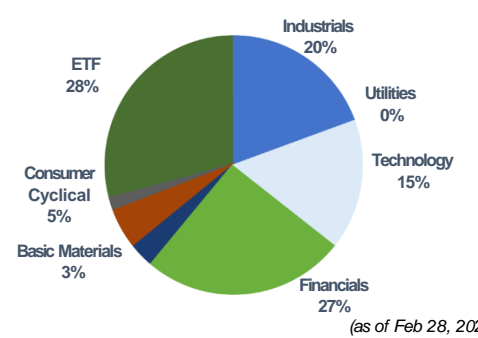


| Top 5 Holdings | In % |
|-------------------------------------|-------|
| POWERGRID INFRASTR INVEST TRUST UNT | 11.9% |
| NIPPONETFNIFTY 1D RT LIQ BEES | 7.5% |
| MOTILAL OSWAL NASDAQ 100 ETF | 4.9% |
| RAIL VIKAS NIGAM LIMITED | 3.6% |
| BHARAT DYNAMICS LIMITED | 3.5% |

| TWRR Performance (as of Feb 28, 2023) | Last 1 Yr | Last 2 Yr | Last 3 Yr | Since Inception* Annualized | Since Inception* Cumulative |
|--|-----------|-----------|-----------|--------------------------------|--------------------------------|
| Portfolio | 8.0% | 9.5% | 16.5% | 8.4% | 42.5% |
| Benchmark | 2.4% | 8.2% | 13.3% | 10.2% | 53.1% |

*HYBRID INDEX includes Nifty 500 (75%) and Quantum Liquid Fund (25%) rebalanced annually



| Parameter | Ratios | Portfolio | Benchmark | Sector Allocation |
|--|--------------------|-----------|-----------|--|
| Valuations (as of Feb 28, 2023) | P/E | 8.6 | 23.8 |  <p>ETF 28% Industrials 20% Utilities 0% Technology 15% Financials 27% Basic Materials 3% Consumer Cyclical 5%</p> |
| | P/BV | 1.3 | 3.3 | |
| | EV/EBITDA | 6 | 13.7 | |
| | Dividend Yield | 5.00% | 1.60% | |
| Fundamentals (as of Feb 28, 2023) | RoE (%) | 15.70% | 14.00% | |
| | ROCE (%) | 18.00% | 14.50% | |
| | Sales to Asset | 0.8 | 0.9 | |
| | Net Debt to Equity | 0.3 | 0.6 | |
| Performance Ratios (as of Feb 28, 2023) | Beta | 0.91 | 1 | |
| | Std. Dev | 13.30% | 12.30% | |
| | Sharpe Ratio | 0.18 | 0.34 | |

Disclaimer :

Past performance is not indicative of future performance and future results. Above portfolio performances are post fees and TWRR (Performance computed on pooled portfolio). The recommendations made by ACMIIL could be those that are based on its own research. Individual returns of Clients for a particular portfolio may vary significantly from the performance of the other portfolios. No claims may be made or entertained for any variances between the performance depictions and individual portfolio performance.

Investments in securities market are subject to market risk, read all the related documents carefully before investing.

* Performance up to 1 Year is absolute and above 1 Year is CAGR.

Registration Nos - BSE / NSE Single Regn No. : INZ000186336 | Merchant Banking: INM000010973
| DP Reg: IN-DP-CDSL-28-99 | DP ID-CDSL 12013200 | Research Analyst: INH000002483 | PMS: INP000005801

Contact:
022-28583759
Email : pms@acm.co.in

Contact US - Nucleus House, Saki-Vihar Road, Andheri (E), Mumbai 400 072. Maharashtra. India. Telephone : 022-2858 3759