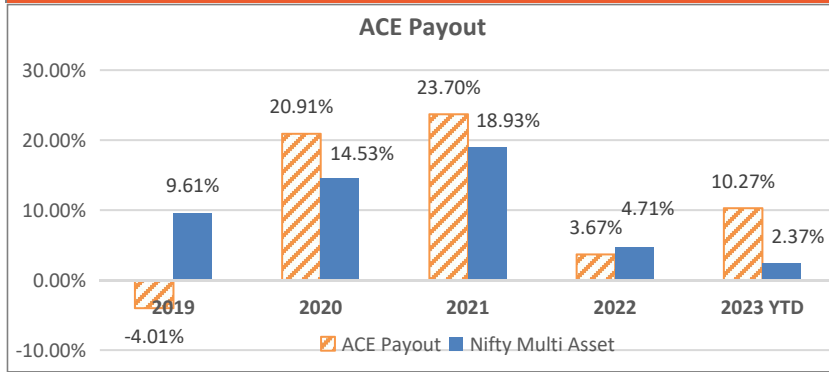


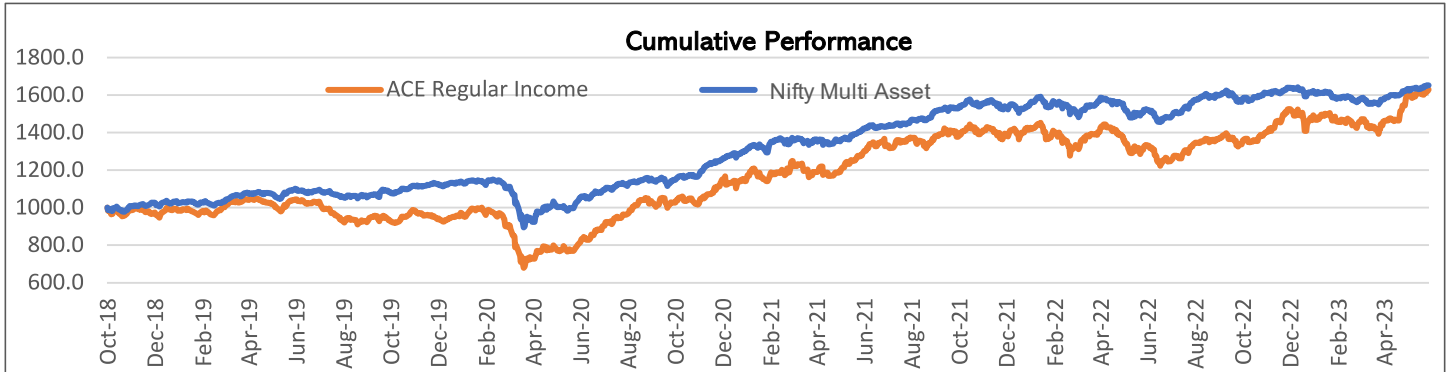
## ACE Payout

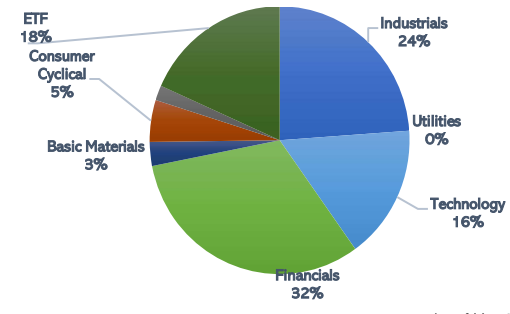
Strategy Inception Date: 04-Oct-2018  
Benchmark : Nifty Multi Asset



Top 5 Holdings	In %
POWERGRID INFRASTR INVEST TRUST UNT	8.3%
RAIL VIKAS NIGAM LIMITED	6.0%
MOTILAL OSWAL NASDAQ 100 ETF	5.6%
IRCON INTERNATIONAL LTD	3.7%
BHARAT DYNAMICS LIMITED	3.6%

TWRR Performance (as of May 31, 2023)	Last 1 Yr	Last 2 Yr	Last 3 Yr	Since Inception* Annualized	Since Inception* Cumulative
Portfolio	22.5%	12.8%	27.5%	11.1%	62.9%
Benchmark	8.7%	8.2%	17.3%	11.4%	65.2%



Parameter	Ratios	Portfolio	Benchmark	Sector Allocation
Valuations (as of May 31, 2023)	P/E	11.4	22.8	 <p>ETF 18% Consumer Cyclical 5% Basic Materials 3% Industrials 24% Utilities 0% Technology 16% Financials 32%</p> <p>(as of May 31, 2023)</p>
	P/BV	1.6	3.4	
	EV/EBITDA	7.2	15.0	
	Dividend Yield	4.0%	1.5%	
Fundamentals (as of May 31, 2023)	RoE (%)	14.0%	15.0%	
	ROCE (%)	17.3%	14.6%	
	Sales to Asset	0.8	0.7	
	Net Debt to Equity	-0.2	0.6	
Performance Ratios (as of May 31, 2023)	Beta	1.26	1.00	
	Std. Dev	13.2%	8.7%	
	Sharpe Ratio	0.38	0.62	

**Disclaimer :** Past performance is not indicative of future performance and future results. Above portfolio performances are post fees and TWRR Performance computed on pooled portfolio).here commendations made by ACMIIL could be those that are based on its own search.Individual returns of Clients for a particular portfolio may vary significantly from the performance of the other portfolios. No claims may be made or entertained for any variances between the performance depictions and individual portfolio performance.

**Investments in securities market are subject to market risk, read all the related documents carefully before investing.**

\* Performance up to 1 Year is absolute and above 1 Year is CAGR.