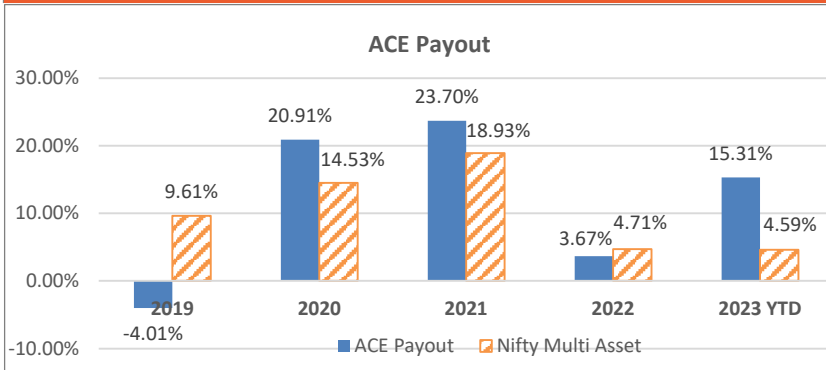


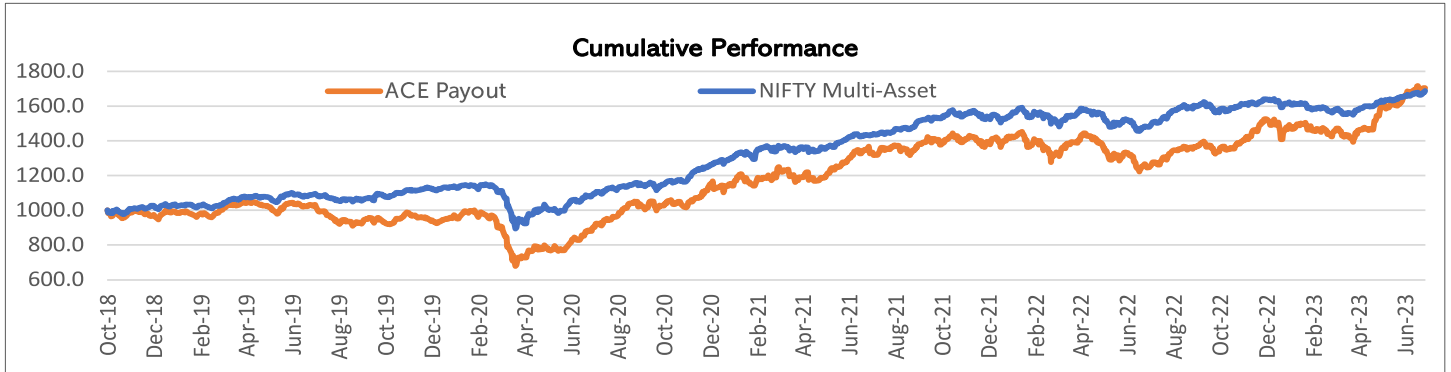
ACE Payout

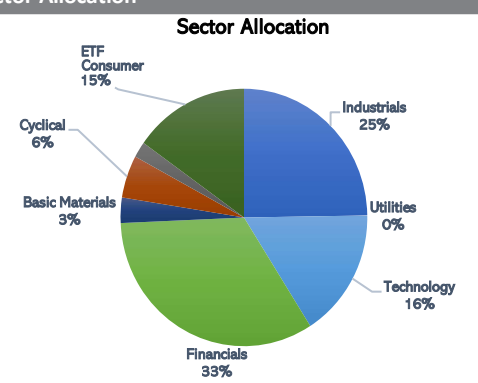
Strategy Inception Date: 04-Oct-2018
Benchmark : Nifty Multi Asset



| Top 5 Holdings | In % |
|-------------------------------------|------|
| RAIL VIKAS NIGAM LIMITED | 6.2% |
| POWERGRID INFRASTR INVEST TRUST UNT | 6.2% |
| MOTILAL OSWAL NASDAQ 100 ETF | 5.7% |
| IRCON INTERNATIONAL LTD | 3.8% |
| POWER FINANCE CORPORATION LIMITED | 3.6% |

| TWRR Performance (as of June 30, 2023) | Last 1 Yr | Last 2 Yr | Last 3 Yr | Since Inception* Annualized | Since Inception* Cumulative |
|--|-----------|-----------|-----------|-----------------------------|-----------------------------|
| Portfolio | 36.9% | 11.6% | 24.6% | 11.9% | 70.4% |
| Benchmark | 14.0% | 8.6% | 16.1% | 11.7% | 68.8% |



| Parameter | Ratios | Portfolio | Benchmark | Sector Allocation |
|---|--------------------|-----------|-----------|--|
| Valuations (as of Jun 30, 2023) | P/E | 12.2 | 23.2 |  <p>Sector Allocation</p> <ul style="list-style-type: none"> ETF Consumer: 15% Industrials: 25% Utilities: 0% Technology: 16% Financials: 33% Basic Materials: 3% Cyclical: 6% |
| | P/BV | 1.6 | 3.4 | |
| | EV/EBITDA | 7.6 | 14.1 | |
| | Dividend Yield | 3.1% | 1.3% | |
| Fundamentals (as of Jun 30, 2023) | RoE (%) | 13.5% | 14.8% | |
| | ROCE (%) | 16.5% | 14.7% | |
| | Sales to Asset | 0.8 | 0.7 | |
| | Net Debt to Equity | -0.3 | 0.5 | |
| Performance Ratios (as of Jun 30, 2023) | Beta | 1.26 | 1.00 | |
| | Std. Dev | 13.1% | 8.6% | |
| | Sharpe Ratio | 0.45 | 0.66 | |

Disclaimer : Past performance is not indicative of future performance and future results. Above portfolio performances are post fees and TWRR Performance computed on pooled portfolio).here commendations made by ACMIIL could be those that are based on its ownre search.Individual returns of Clients for a particular portfolio may vary significantly from the performance of the other portfolios. No claims may be made orentertained for any variances between the performance depictions and individual portfolio performance.

Investments in securities market are subject to market risk, read all the related documents carefully before investing.

* Performance up to 1 Year is absolute and above 1 Year is CAGR.