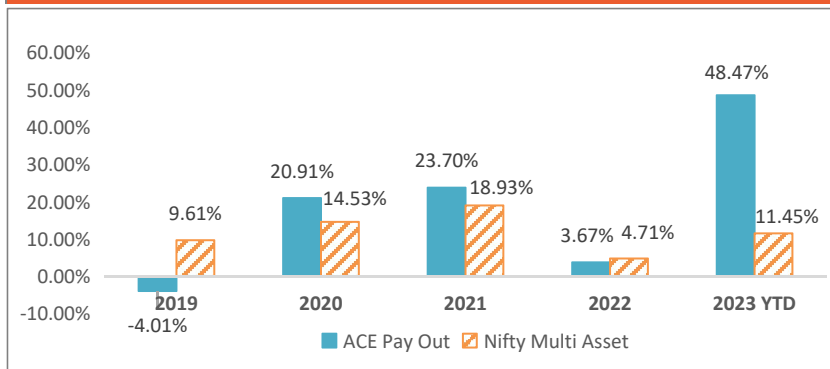


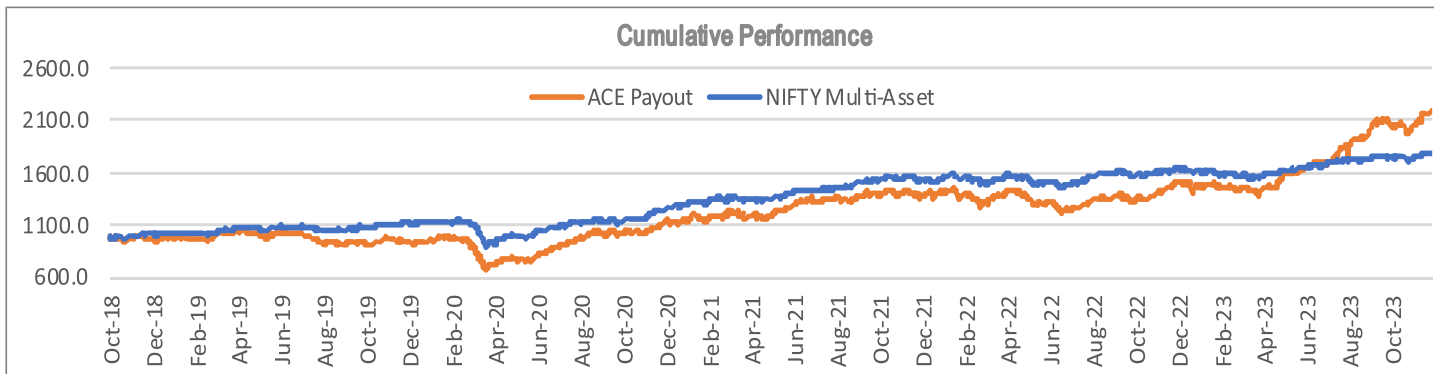
ACE Payout

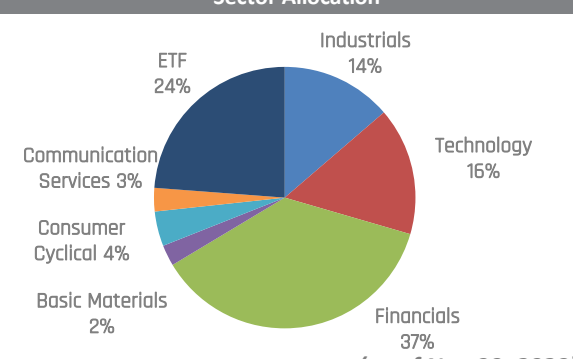
Strategy Inception Date: 04-Oct-2018
Benchmark : Nifty Multi Asset



Top 5 Holdings	In %
BHARAT BOND ETF - APRIL 2033	6.9%
MOTILAL OSWAL NASDAQ 100 ETF	3.1%
POWER FINANCE CORPORATION LIMITED	3.1%
RAILTEL CORPORATION OF INDIA LIMITED	2.9%
REC LIMITED	2.9%

TWRR Performance (as of Nov 30, 2023)	Last 1 Yr	Last 2 Yr	Last 3 Yr	Last 5 Yr	Since Inception* Annualized	Since Inception* Cumulative
Portfolio	45.5%	26.3%	25.4%	17.8%	16.4%	119.4%
Benchmark	9.8%	8.7%	13.0%	11.9%	12.1%	79.9%



Parameter	Ratios	Portfolio	Benchmark	Sector Allocation
Valuations (as of Nov 30, 2023)	P/E	14.4	23.6	 <p>(as of Nov 30, 2023)</p>
	P/BV	2.0	3.7	
	EV/EBITDA	9.7	15.0	
	Dividend Yield	2.0%	1.3%	
Fundamentals (as of Nov 30, 2023)	RoE (%)	14.2%	15.5%	
	ROCE (%)	17.9%	15.6%	
	Sales to Asset	0.8	0.7	
	Net Debt to Equity	-0.2	0.6	
Performance Ratios (as of Nov 30, 2023)	Beta	1.28	1.00	
	Std. Dev	13.4%	8.3%	
	Sharpe Ratio	0.78	0.73	

Disclaimer :

Past performance is not indicative of future performance and future results. Above portfolio performances are post fees and TWRR (Performance computed on pooled portfolio). The recommendations made by ACMIIL could be those that are based on its own research. Individual returns of Clients for a particular portfolio may vary significantly from the performance of the other portfolios. No claims may be made or entertained for any variances between the performance depictions and individual portfolio performance.

Investments in securities market are subject to market risk, read all the related documents carefully before investing.

* Performance up to 1 Year is absolute and above 1 Year is TWRR.