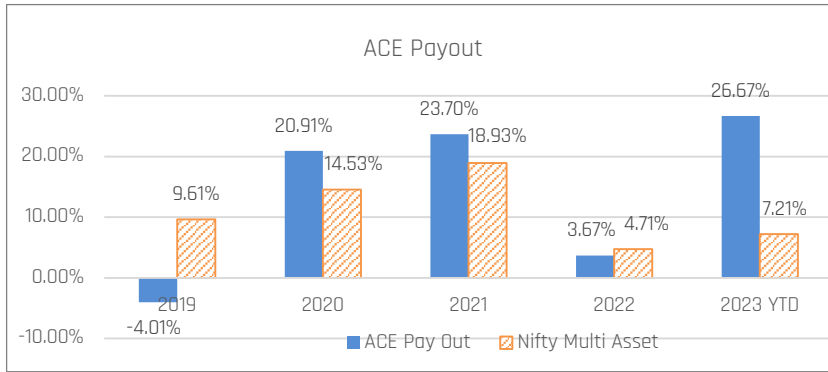


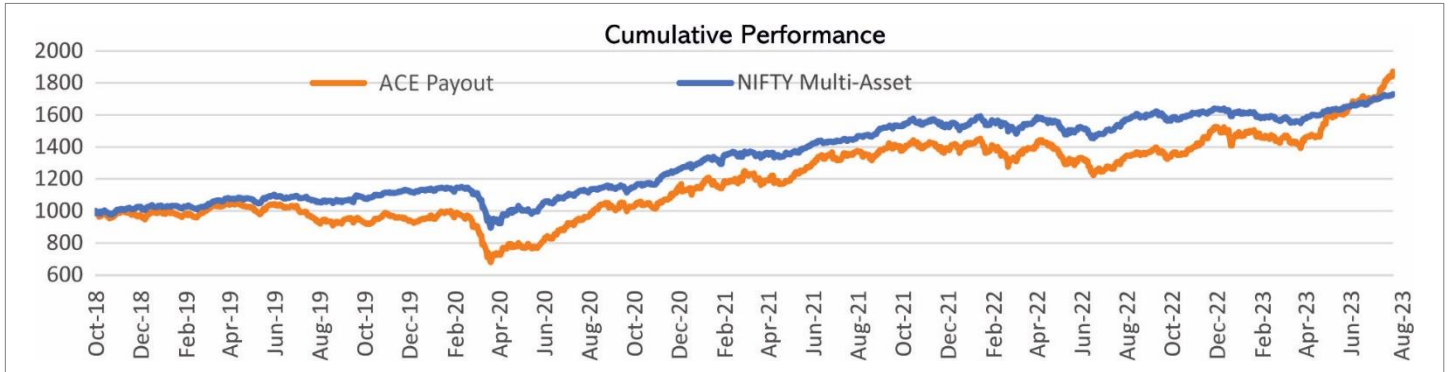
## ACE Payout

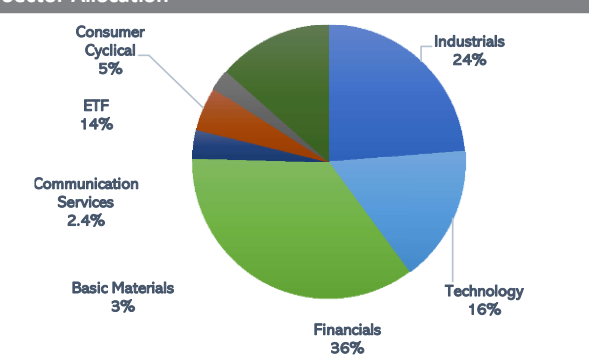
Strategy Inception Date: 04-Oct-2018  
Benchmark : Nifty Multi Asset



Top 5 Holdings	In %
RAIL VIKAS NIGAM LIMITED	5.6%
MOTILAL OSWAL NASDAQ 100 ETF	5.5%
POWERGRID INFRASTR INVEST TRUST UNT	5.0%
IRCON INTERNATIONAL LTD	4.0%
POWER FINANCE CORPORATION LIMITED	3.8%

TWRR Performance (as of July 31, 2023)	Last 1 Yr	Last 2 Yr	Last 3 Yr	Since Inception* Annualized	Since Inception* Cumulative
Portfolio	41.3%	17.1%	24.9%	13.9%	87.2%
Benchmark	11.1%	9.3%	15.5%	12.0%	73.0%



Parameter	Ratios	Portfolio	Benchmark	Sector Allocation
Valuations (as of July 31, 2023)	P/E	13.9	24.3	 <p>Consumer Cyclical 5% ETF 14% Communication Services 2.4% Basic Materials 3% Financials 36% Technology 16% Industrials 24%</p> <p>(as of Jul 31, 2023)</p>
	P/BV	1.9	3.6	
	EV/EBITDA	8.8	14.7	
	Dividend Yield	2.7%	1.3%	
Fundamentals (as of July 31, 2023)	RoE (%)	13.4%	14.8%	
	ROCE (%)	16.5%	14.7%	
	Sales to Asset	0.8	0.7	
	Net Debt to Equity	-0.3	0.5	
Performance Ratios (as of July 31, 2023)	Beta	1.26	1.00	
	Std. Dev	13.1%	8.5%	
	Sharpe Ratio	0.60	0.71	

**Disclaimer :** Past performance is not indicative of future performance and future results. Above portfolio performances are post fees and TWRR Performance computed on pooled portfolio).here commendations made by ACMIIL could be those that are based on its ownre search.Individual returns of Clients for a particular portfolio may vary significantly from the performance of the other portfolios. No claims may be made orentertained for any variances between the performance depictions and individual portfolio performance.

**Investments in securities market are subject to market risk, read all the related documents carefully before investing.**

\* Performance up to 1 Year is absolute and above 1 Year is CAGR.