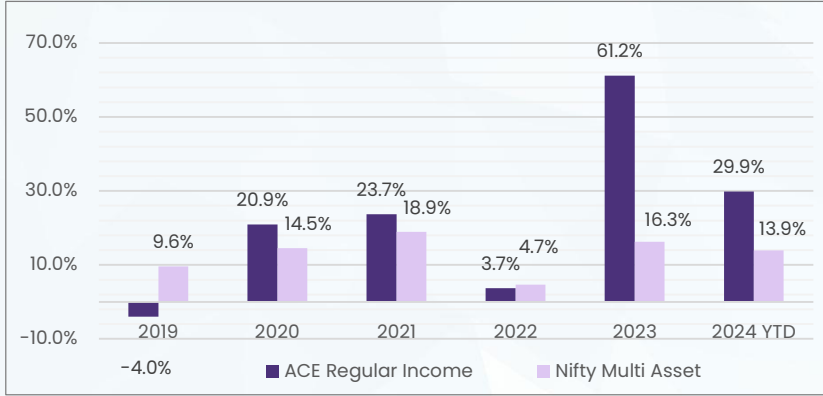




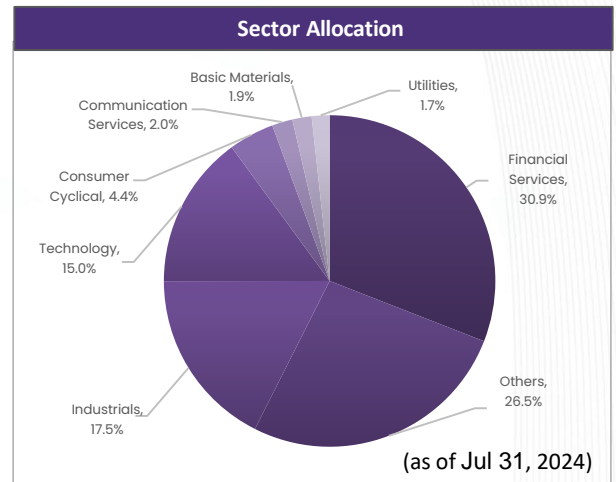
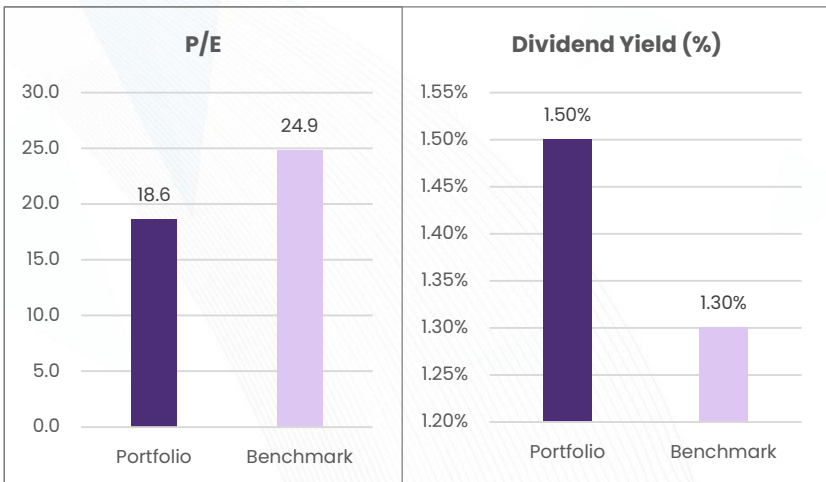
## ACE Regular Income

Strategy Inception Date: 04-Oct-2018  
Benchmark : Nifty Multi Asset



Top 5 Holdings	In%
Bharat Bond ETF - April 2033	6.6%
Cochin Shipyard Ltd	3.8%
LIC Nomura MF G-Sec Long Term ETF	3.3%
Nippon India ETF Nifty 8-13 yr G-Sec LongTerm Gilt	3.2%
Rail Vikas Nigam Ltd	3.0%

TWRR Performance (as of Jul 31, 2024)	Last 1 Yr	Last 2 Yr	Last 3 Yr	Last 5 Yr	Since Inception* Annualized	Since Inception* Cumulative
Portfolio	65.31%	52.82%	31.33%	26.78%	21.40%	209.40%
Benchmark	23.64%	17.18%	13.85%	15.03%	13.95%	113.94%



**Disclaimer :** Past performance is not indicative of future performance and future results. Above portfolio performance are post fees and TWRR (Performance computed on pooled portfolio). The recommendations made by ACMIIL could be those that are based on its own research. Individual returns of Clients for a particular portfolio may vary significantly from the performance of the other portfolios. No claims may be made or entertained for any variances between the performance depictions and individual portfolio performance.

Investments in securities market are subject to market risk, read all the related documents carefully before investing.

Performance data for Portfolio Manager and Investment Approach provided hereunder is not verified by any regulatory authority.

\* Performance up to 1 Year is absolute and above 1 Year is TWRR.

Registration Nos : BSE / NSE Single Regn No. : INZ000186336 | Merchant Banking: INM000010973 | DP Reg: IN-DP-CDSL-28-99 | DP ID-CDSL 12013200 |  
Research Analyst: INH000002483 | PMS: INP000005801

📍 **Head Office Address :** Pantomath Nucleus House, Saki-Vihar Road, Andheri (E), Mumbai 400 072. Maharashtra. India.  
📞 **Contact :** 022-28583759  
✉️ **Email :** pms@acm.co.in