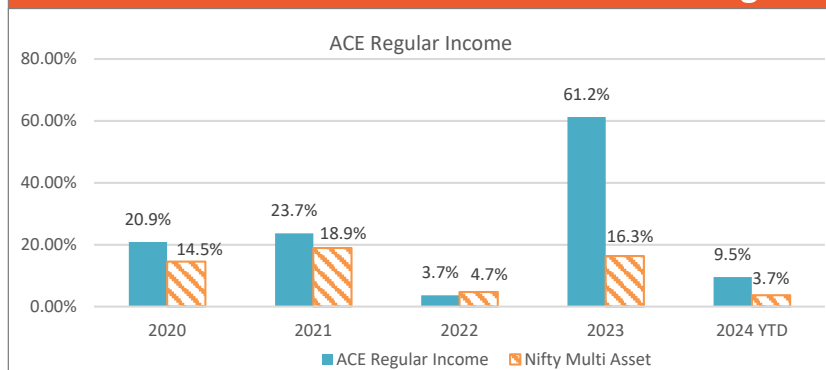


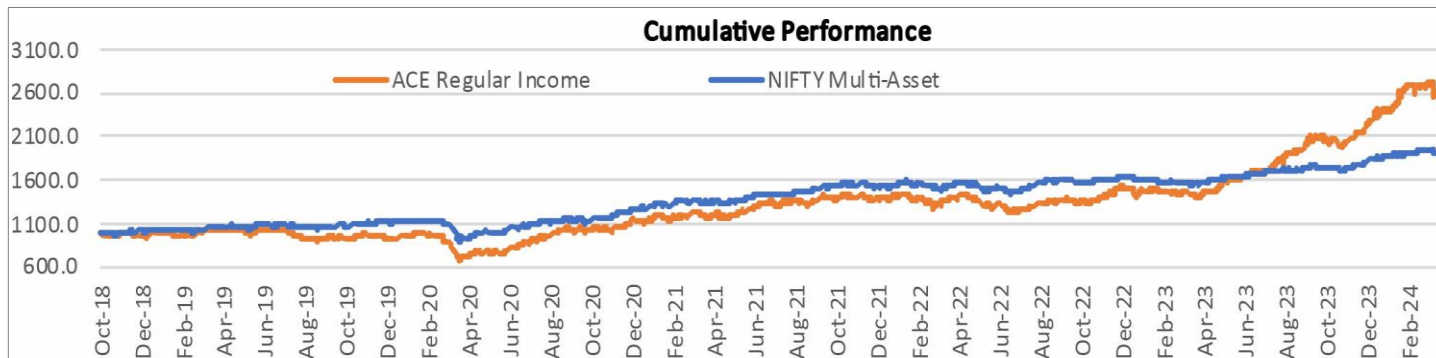
ACE Regular Income

Strategy Inception Date: 04-Oct-2018
Benchmark : Nifty Multi Asset

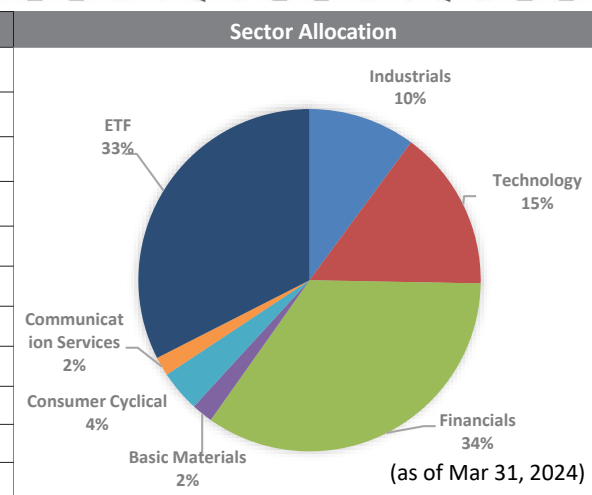


Top 5 Holdings	In %
BHARAT BOND ETF - APRIL 2033	8.3%
LIC MF NIFTY 8-13 YR G-SEC ETF	3.8%
NIPPON 8-13 YR G-SEC LT GLT	3.8%
MOTILAL OSWAL NASDAQ 100 ETF	3.3%
POWERGRID INFRASTR INVEST TRUST UNT	2.9%

TWRR Performance (as of Mar 31, 2024)	Last 1 Yr	Last 2 Yr	Last 3 Yr	Last 5 Yr	Since Inception* Annualized	Since Inception* Cumulative
Portfolio	80.5%	37.20%	30.10%	20.0%	19.10%	161.00%
Benchmark	23.6%	11.8%	12.9%	12.6%	12.9%	94.7%



Parameter	Ratios	Portfolio	Benchmark
Valuations (as of Mar 31, 2024)	P/E	16.6	24.3
	P/BV	2.4	3.9
	EV/EBITDA	11.4	15.6
	Dividend Yield	1.7%	1.2%
Fundamentals (as of Mar 31, 2024)	RoE (%)	14.4%	16.2%
	ROCE (%)	18.0%	15.9%
	Sales to Asset	0.9	0.7
	Net Debt to Equity	-0.2	0.5
Performance Ratios (as of Mar 31, 2024)	Beta	1.31	1.00
	Std. Dev	13.6%	8.1%
	Sharpe Ratio	0.96	0.85



Disclaimer : Past performance is not indicative of future performance and future results. Above portfolio performance are post fees and TWRR (Performance computed on pooled portfolio). The recommendations made by ACMIIL could be those that are based on its own research. Individual returns of Clients for a particular portfolio may vary significantly from the performance of the other portfolios. No claims may be made or entertained for any variances between the performance depictions and individual portfolio performance.

Investments in securities market are subject to market risk, read all the related documents carefully before investing.

* Performance up to 1 Year is absolute and above 1 Year is TWRR.